



IMET SPA
Località tre fontane, 6 - 24034
Cisano Bergamasco (BG) Italy
Tel +39 035 4387911 | Fax +39 035 787066
imet@imetsaws.com
www.imetsaws.com

MACHINE MODEL

BS 350 SHI

Hydraulic semiautomatic bandsaw

Short description

The BS 350 SHI hydraulic semiautomatic bandsaw is suitable for cutting solid and medium-production profiles on a wide range of materials, including high-strength ones. The machine makes angled cuts up to 45 ° right and up to 60 ° left.




Scan the video



Cutting capacity at 0°	Round: 305mm - Square: 250mm - Rectangular: 350x200mm
Cutting capacity at 45° left	Round: 250mm - Square: 230mm - Rectangular: 230x200mm
Cutting capacity at 45° right	Round: 255mm - Square: 230mm - Rectangular: 230x200mm
Cutting capacity at 60° left	Round: 175mm - Square: 155mm - Rectangular: 170x100mm
Cutting capacity solid material (C45)	Round 200mm
Cutting capacity bundle cutting	Max: 230x160mm - Min: 90x10mm
Blade motor	1.5/2.2 KW
Blade motor with ESC speed variator	2.2 KW
Blade speed	37/74 m/min
Blade speed with ESC speed variator	18/100 m/min
Blade size	3370x27x0.9mm
Height of the work surface	940mm
Weight	649kg
Dimensions	1480x1750x1900mm

Features




Automatic material detection

BS 350 SHI is equipped with an automatic device for detecting the cutting material to optimize the cutting process: the device facilitates the approach to the material during the descent of the bow , also adjusts the end cut and the blade ascent.




Electric control panel

Machine operations are managed by means of an adjustable electric control panel, control LEDs and motor absorption ammeter.



Wide working surface

BS 350 SHI is equipped with a wide working surface 460 mm diameter with rotating table integral with the sawframe to avoid incisions of the table , rotation on thrust ring with pre-loaded thrust bearing.



Blade tension

OPTIONAL

The bimetal blade has a high tension, 1900kg / cm², with front adjustment and microswitch control. The blade motor has a power between 1.5 / 2.2 Kw able to increase up to 2.2 KW with speed variator inverter.




IMET SPA
Località tre fontane, 6 - 24034
Cisano Bergamasco (BG) Italy
Tel +39 035 4387911 | Fax +39 035 787066
imet@imetsaws.com
www.imetsaws.com

BS 350 SHI




Alignment of the blade

Bladeguides with hard metal pads and additional bearings to obtain the best blade alignment before and during cutting.



Hydraunlic vice

Hydraulic vice with adjustable guides free to move alongside the worktable , with quick motion and clamping.



Blade-cleaning brush

OPTIONAL

BS 350 SHI comes standard with a blade cleaning system by means of a motorized brush with nylon inserts; moved by the rotation of the driving pulley.



Minimal lubrication system (Optional)

OPTIONAL

It is possible to request for any type of machine the minimum lubrication that eliminates the dispersion of typical coolant in the use of emulsifiable oil, the life of the blade does not come in any way affected.



Speed variator (Optional)

OPTIONAL

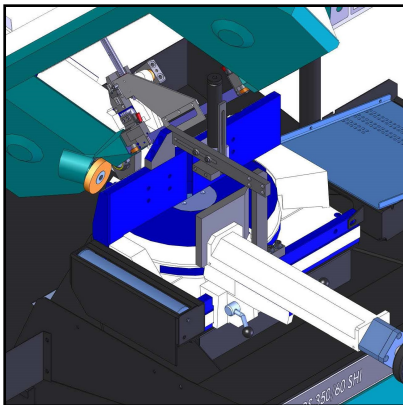
Blade speed variator with inverter for a speed range of 18-100m / min.



LCD Display (Optional)

OPTIONAL

It's available for these machine the LCD display dedicated to view the set cutting angle. The device is placed below the main panel control, attached to the support.



Bundle cutting (Optional)

OPTIONAL

Hydraulic device for bundle cutting. Max: 230x160mm - Min: 90x10mm. Not compatible with vertical hydraulic vice for unloading side.



Vertical hydraulic vice (Optional)


OPTIONAL

For unloading side only. Not compatible with bundle cutting device.



Laser ray (Optional)

OPTIONAL



Foot pedal control (Optional)

OPTIONAL

Foot pedal with cable 3m long .



Connection for unloading table (Optional)

OPTIONAL

Connection for unloading roller table with brackets and 3 rollers .



Loading/unloading table (Optional)

OPTIONAL


1st element loading /unloading table, 2m long, max capacity 700 kg



Loading/unloading table (Optional)

OPTIONAL


Following element for loading /unloading table, 2m long, max capacity 600 kg



Unloading table with metric rod and length stop (Optional)

OPTIONAL

1st element for unloading table with metric rod and length stop , 2m long ,max capacity 700 kg



Unloading table with metric rod and length stop (Optional)

OPTIONAL

Following element for unloading table with metric rod and length stop , 2m long, max capacity 600 kg.



Unloading table with digital reading and manual positioning (Optional)

OPTIONAL

Unloading table with digital reading and manual positioning. Availability : - measurement length 2m, max capacity 700 kg - measurement length 4m, max capacity 1300 kg - measurement length 6m, max capacity 1900 kg



Unloading table with motorized length stop and selec.from keyboardOPTIONAL

Unloading table with motorized length stop and selection of the lengths by means of a keyboard . Availability : -measurement 3m capacity 1300kg; -measurement 6m capacity 1900kg -measurement 9m capacity 2700kg



Unloading roller table with digital reading (Optional) OPTIONAL

Unloading roller table with digital reading and manual positioning. Available: -3m measurement length with 3 foot and 3000kg maximum capacity; -6m measurement length with 5 foot and 6000kg maximum capacity; -9m measurement length with 7 foot and 9000kg maximum capacity;



Containment vertical rollers (Optional) OPTIONAL

Pair of containment vertical rollers in steel , max 2pairs for each element 2m long to use without rollers cover.